

TravList

User guide

Customer Care Team v1.0
7/15/2015

CONTENTS

TravList features	3
User.....	3
How to use the app	5
Home screen.....	5
TRIP Itineraries listing and trip details	6
Extra features	7

TRAVLIST FEATURES

USER

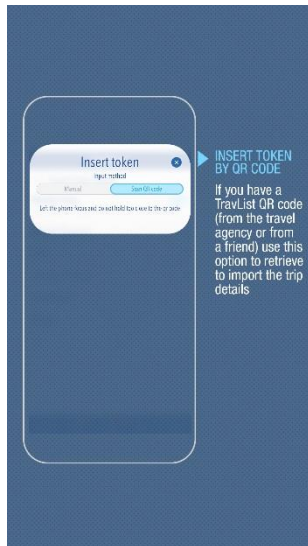
- ✓ Available for IOS and Android platforms
- ✓ Full itinerary information including flights, hotels, rent a car and transfers
- ✓ For each service the user is provided with the following information:
 - **Flights**
 - Departure / arrival city, airport, date and time
 - Operating Airline
 - Flight Number
 - Booking reference and ticket number
 - Estimated flight duration time
 - Estimated mileage
 - Store boarding pass
 - Display the flight on a map
 - Online check-in and baggage information
 - Features:
 - Online check-in
 - Display the flight on a map
 - Capture the boarding pass
 - **Hotels**
 - Name of the hotel
 - Picture of the hotel for easy recognition of the building
 - Hotel full address
 - Check-in / check-out dates
 - Meal plan
 - Booking reference
 - Features:
 - Display the hotel location on a map
 - Call the hotel
 - Hotel website
 - Email the hotel
 - Add document (like the hotel voucher)
 - **Rent-a-car**
 - Service provider
 - Pick-up address, time and date
 - Drop-off address, time and date
 - Car category
 - Features:
 - Call the rent-a-car company
 - Map of the pick-up location
 - Email the rent-a-car company
 - Add a document
 - **Transfers**
 - Transfer provider name

- Car category
- Pick-up address, time and date
- Drop-off address, time and date
- Estimated duration of the transfer
- Features:
 - Call the provider
 - Map of the pick-up location
 - Email the provider
 - Add a document (like the transfer voucher)

✓ **Extra features**

- Customizable trip name: in order to make it easy to organize your trips, Travlist allows the user to change the default trip name
- Weather forecast: for all destinations, Travlists provides weather forecast information
- Transfer the trip to the calendar
- Share the trip on Facebook, Twitter, Google+ and LinkedIn
- Flight changes alerts (flight status change, departure / arrival gate change, baggage pick-up location change, etc.)
- Count down timer for the next service which makes it very easy for the traveler to always be on time.
- Easy transfer of trip itinerary: after the first trip is being transferred via email pick-up to Travlist all future trips are being pushed to the user device
- Easy navigation between past and future trip (simple scroll or calendar scroll)
- Contact the agency
 - Call the travel agency
 - Email the travel agency
- Rate the trip: allows the user to send his feedback to the travel agency
- Currency convertor: allows for conversion from the one currency to 3 others (world wide selection of currencies available)
- Recommended activities: based on different criteria, the Travel Agency has the possibility to push recommendations or special offers to the traveler in order to enhance the travel experience

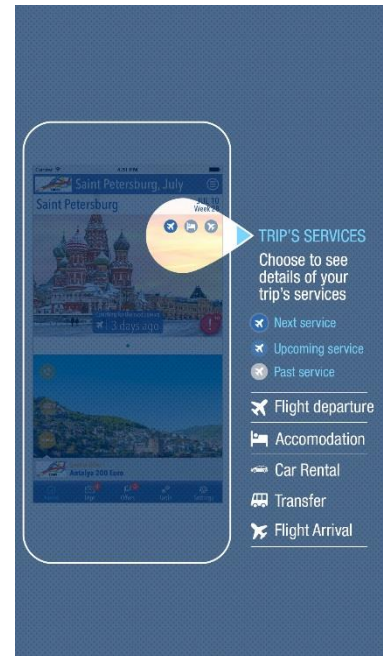
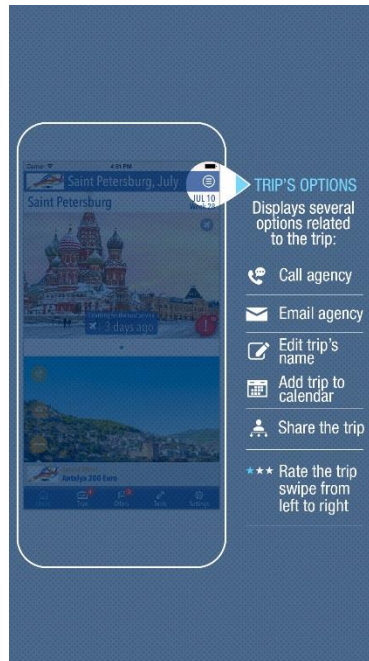
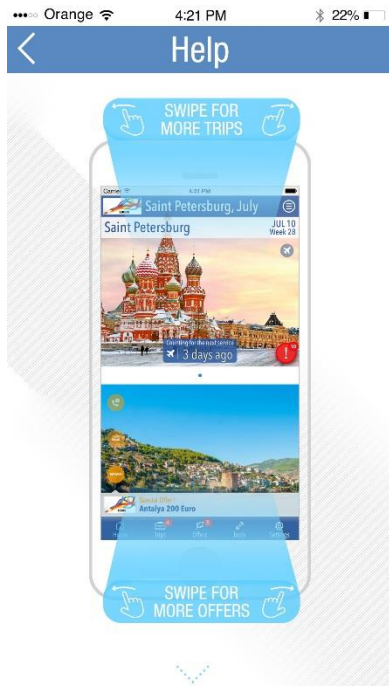
HOW TO USE THE APP

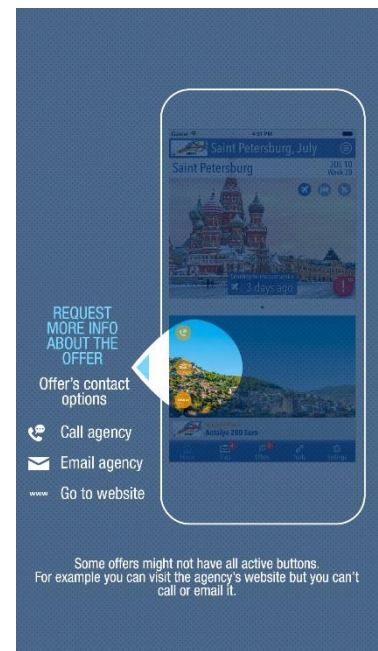
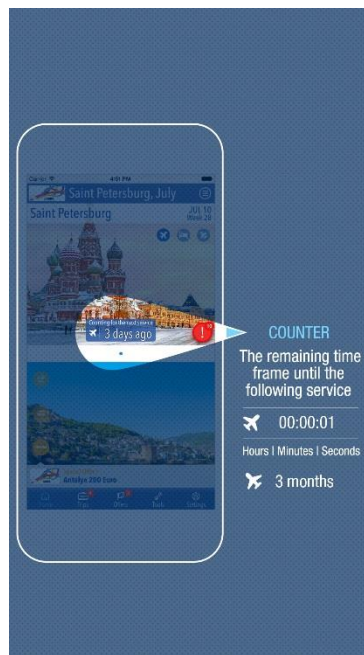


For the first trip that is going to be uploaded inside TravList you are going to receive an email from the travel agency containing the trip code (simply click on add this trip button after you download and install the app first from the Store). The email might also include a QR code that you can scan using the in-app feature.

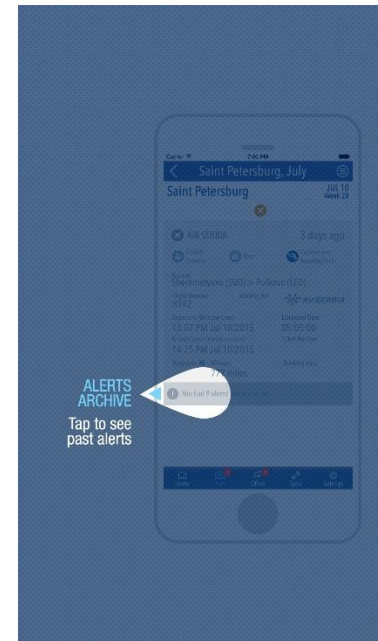
Trips can also be added manually by manually typing the trip code. The same trip code can be added on multiple instances of the application or they could be shared with friends and family.

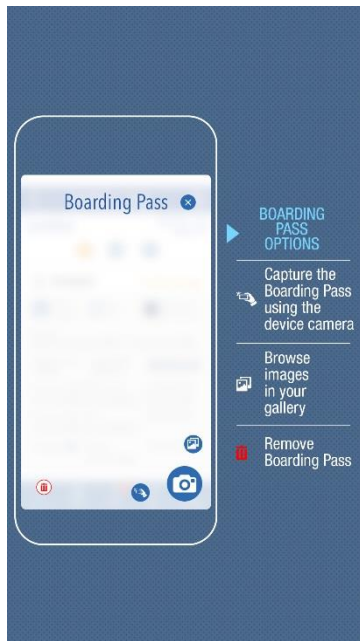
HOME SCREEN





TRIP ITINERARIES LISTING AND TRIP DETAILS





EXTRA FEATURES

